

Helper Resources on FamilySearch

Tamra Stansfield, AG®

FamilySearch
Stansfieldt@familysearch.org

The Helper Resources dashboard was created specifically for Temple and Family History Leaders, Consultants, and all other members of the Church of Jesus Christ of Latter-day Saints who desire to help others.

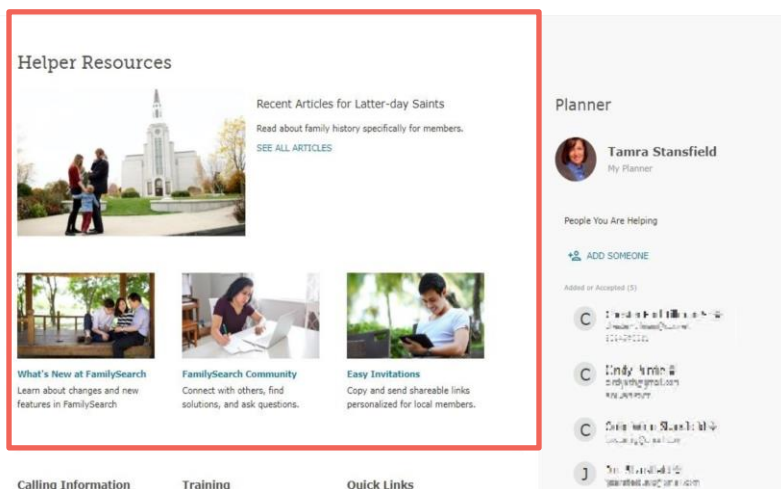
ACCESSING HELPER RESOURCES

- Go to FamilySearch.org
- Sign in
- Click on the ? icon located in the upper right
- From the dropdown menu, click on Helper Resources

Resource Links

Helper Resources provides quick links to frequently accessed content, including:

- **Recent Article for Latter-day Saints** connects to the FamilySearch blog and highlights communications specific to temple and family history and to those who hold temple and family history callings and responsibilities.
- **What's New at FamilySearch** also point to the FamilySearch blog, though is for every FamilySearch user and highlights newly released records, projects, and products.
- **FamilySearch Community** connects you with others participating in family history across the globe. It is a great place to ask questions and share expertise.
- **Easy Invitations** identifies temple opportunities, record hints and discovery experiences for the members of your ward or branch. Some members do not have an email associated with their FamilySearch account and may not have seen the personalized Tree experience emails or notifications. They may need your encouragement to sign into FamilySearch. You simply copy the link next to their name and send it via text, email, WhatsApp, or another method. Once they click on the link, they will see the personalized opportunities in their Tree. When you share an invitation, it is also a great opportunity to extend an offer to help them learn more about their family's story. As a helper, you will not see the another



person's information shared in the link. To see their Tree information, you need to use the Planner.

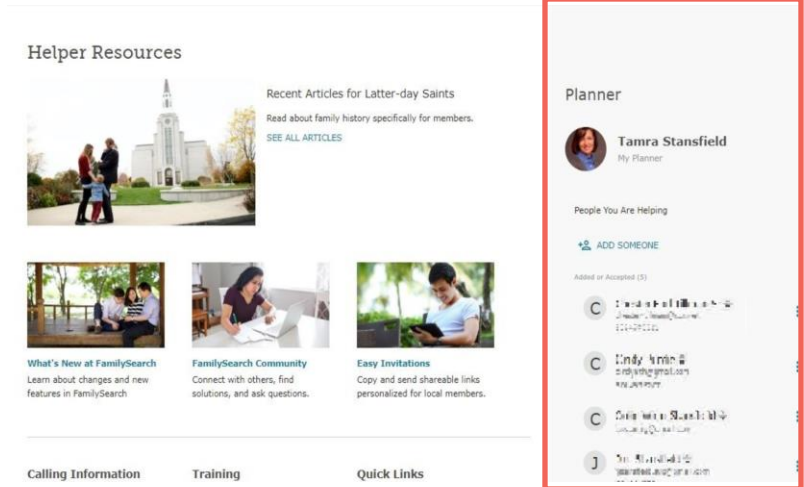
Planner

On the right side of Helper Resources is access to the Planner. The Planner consists of two sections:

1. My Planner
2. People You Are Helping

My Planner

This highlights temple, record hints, and discovery experiences personalized to each family Tree. This feature is open to everyone and is a great place to start when introducing someone to their Family Tree.



In addition, My Planner provides access to Notes and Plans, features enabling everyone to create documentation to help them remember key points and to organize their research.

People You Are Helping

This feature is for members of the Church of Jesus Christ of Latter-day Saints who provide personalized family history experiences for others – whether or not the person being helped is a member of the Church.

Training Materials are available to help you succeed in using the Planner features to help others such as how to use the Planner to view another person's tree, how to send an invitation, and how to delete someone from your Planner list.

To access these resources, while on the Helper Resources page, click on the ? icon in the upper right and look under Suggested Topics.

Temple and Family History Consultant and Planner Classes are a series of seven short video trainings on how to create personalized family history experiences and how to use the Planner:

<https://www.youtube.com/playlist?list=PLGng78LVGBHHH0NnXM9y0RBEP6n3WOPLb>

Tutorial Helper Resources

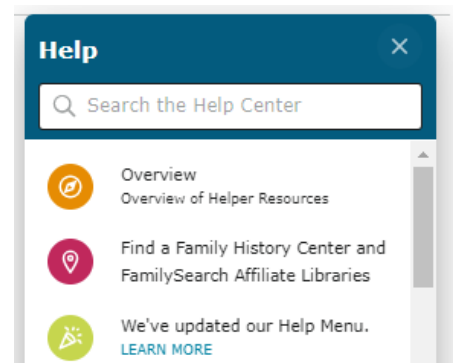
An invitation to a short tutorial to Helper Resources will pop-up the first time a person lands on Helper Resources. It can also be accessed anytime by clicking on the ? icon in the upper right and clicking on Overview of Helper Resources under the word Overview.

This provides images and some context on Helper Resources. At the very end of the overview is a list that links to additional resources that may prove helpful.

Additional Links

We invite you to take time to become familiar with the links provided in the bottom portion of the dashboard.

- Calling Information



- Temple and Family History Callings
- Personalized Family History Experiences
- RootsTech and Family History Calling Videos
- Family History Network. This is very helpful in identifying temple and family history leaders and consultants serving in your ward and stake.
- Training Resources
 - Research Tips
 - Indexing
 - Family History Center Operations Guide
 - Church Policies
 - FamilySearch Planner Tutorial Videos
- Quick links to provide immediate access to frequently visited sites
 - Help Center
 - Getting Started
 - Family History Activities
 - Guided Research
 - Search Genealogies
 - Find FamilySearch Center

Helpful Resources

Those who are logged into FamilySearch and are not members of The Church of Jesus Christ of Latter-day Saints, have a different view of Helper Resources. They are led to a page Helpful Resources where there is no Planner, though the first image A Family History Dashboard invites them to the Planner experience.

NOTES:

